

HEALTH CARE FOR THE LOW-INCOME UNINSURED




Goal

To improve the health of the low-income uninsured by increasing access to comprehensive health care services.

Health Care Program Area

Enhance the lives of individuals and the vitality of communities in North Carolina and South Carolina by improving health and health care.

Payments by area of work and scheduled year, 2012-2014



James R. Duke

THE DUKE ENDOWMENT

UNINSURED AT-A-GLANCE

NORTH CAROLINA

ESTIMATED NUMBER OF LOW-INCOME UNINSURED ADULTS

624,868

2013 DATA

UNINSURED RATE FOR NONELDERLY ADULTS

24%

2013 DATA

SOUTH CAROLINA

ESTIMATED NUMBER OF LOW-INCOME UNINSURED ADULTS

298,289

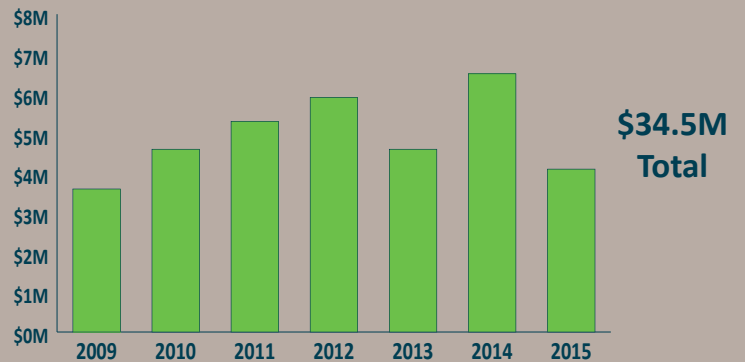
2013 DATA

UNINSURED RATE FOR NONELDERLY ADULTS

21%

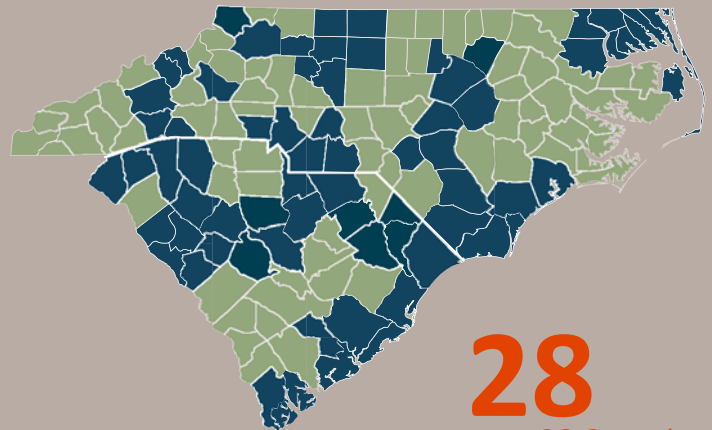
2013 DATA

LOW-INCOME UNINSURED GRANT PAYMENTS



COUNTIES WITH COLLABORATIVE NETWORKS

42
NC Counties



28
SC Counties

GRANTMAKING STRATEGIES

1 Provide training and consultation to networks to develop strategic plans

2 Recruit providers to treat uninsured patients

3 Coordinate patient care

DESIRED OUTCOMES AND METRICS



Increased number and improved efficiency of networks (STRATEGY 1)

progress to date

Number of networks enrolling or treating chronically ill patients

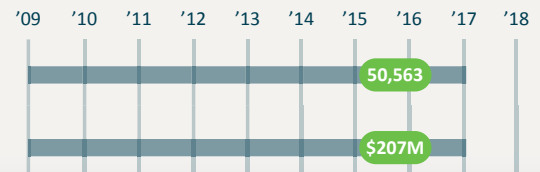
Number of counties served by a network



Improved access to quality care for chronically ill uninsured (STRATEGIES 1, 2, 3)

Number of chronically ill patients enrolled in medical homes

Value of outpatient medical services provided, past year

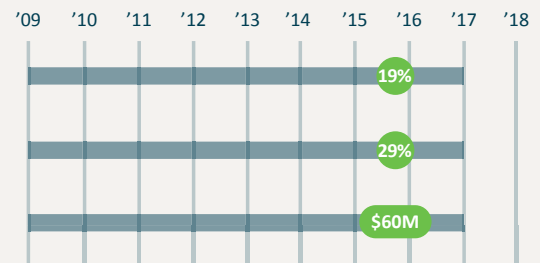


Reduced utilization of hospital-based services (STRATEGIES 1, 2, 3)

Estimated reduction in ED visits after enrollment

Estimated reduction in hospitalization visits after enrollment

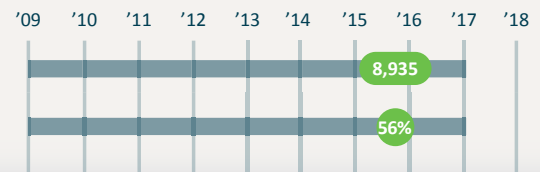
Estimated cost savings through avoidance of ED visits and hospitalizations, past year



Expanded capacity of providers (STRATEGIES 2, 3)

Number of physicians participating in networks

Percentage of local physicians participating in a network



BEYOND THE #s

► South Carolina networks are working with DHHS to administer the Healthy Outcomes Program for the uninsured.

► The Duke Endowment's evaluation portal provides a central platform for the networks to share standardized outcome measures. The networks receive comparative data reports and use them for performance improvement.

► The Technical Assistance Centers have utilized performance data to identify and define 32 best practice standards.

► Networks are reporting significant improvement in health indicators for patients with chronic conditions and are working to develop standardized clinical measures for common chronic diseases.